Performance in University Examinations

Examination has been consistently observed that the Performance in UG and PG courses is at par with Bangalore University. In the T. John College students have achieved many universities ranks in various streams only from 2013 provided below.

Year	Department	Rank	Name of the Rank Holder
2013	Bachelor of Hotel Management	3rd Rank	Ms. Shatakshi Gupta
2014	Bachelor of Hotel Management	2nd Rank	Mr. Ustab Pandey
2015	Department of Language	1st Rank	Ms. Swathi
2016	Bachelor of Hotel Management	2nd Rank	Ms. Ausmita Bhandari
2016	Master of Business Administration	1st Rank	Ms. Nitu Nandan

2017	Bachelor of Hotel Management	3rd Rank	Ms. Sarita Mishra
2017	Bachelor of Hotel Management	4th Rank	Mr. Hemanth Rai
2017	Bachelor of Hotel Management	5th Rank	Mr. Ram Avatar
2017	Fashion & Apparel Design	3rd Rank	Ms. Himani Patel
2019	Bachelor of Hotel Management	1st Rank	Mr. Rakesh Joshi
2019	Bachelor of Hotel Management	3rd Rank	Mr. Connell Anton Ryan Sandys
2020	Bachelor of Hotel Management	5th Rank	Mr. Husain Riyaz
2020	Master of Computer application	4th Rank	Ms. Aranya

The IQAC also monitors the examination calendar being executed by the exam cell and whether the examinations are conducted as per the given norms.

IQAC also monitors the stake holder perception about the institution by taking regular feedbacks of the HODs, Committee Heads Meetings, examinations that are internal and external, and to organize extra-curricular and extension activities.

The filling up of examination is online and college provides necessary facility for the same. The database is used for generation of Hall Tickets in the college. The exam cell of T. John College uses Oracle People Soft as the Customized Software for Examination (CSE) for generation of admit cards, marks entry and generation of Mark Sheets and Result Analysis.

The current practice of Choice Based Credit System (CBCS) will be revised for instilling innovation and flexibility. HEIs shall move to a criterion-based grading system that assesses student achievement based on the learning goals for each programme, making the system fairer and outcomes more comparable. HEIs shall also move away from high-stakes examinations towards more continuous and comprehensive evaluation.

- The college has a well-equipped and state of the art facility exam centre that is well equipped to sustain as permanent examination cell. It already follows the Bangalore University guidelines of an examination centre, and has earned huge credibility for its conduct of exams since 25 years. T. John College examination cell is already a centre of excellence.
- The examination cell has the following structure and if need be will add to the requirements from the existing ones:

The sub functions of the exam cell are:

- Controller of Examinations conducts the examinations as per the exam calendar issued by the Bangalore University and Internal examination committee.
- College will provide facility for online applications of examination forms and in Campus Extension

Counter of Bank for paying examination fee.

- Hall tickets will be issued by examination cell.
- College will ensures fair examination and will take strict cognizance of any malpractices.
- Assessment will be conducted by the college and results will be declared in the stipulated time.
- Grievances will be addressed by the controller of examinations, chief superintendent of examination, and sitting squad
- The exam cell has a sitting squad in place at all times for supervisions of class rooms and exam cell and even flying squads will visit frequently to the exam cell and exam halls.

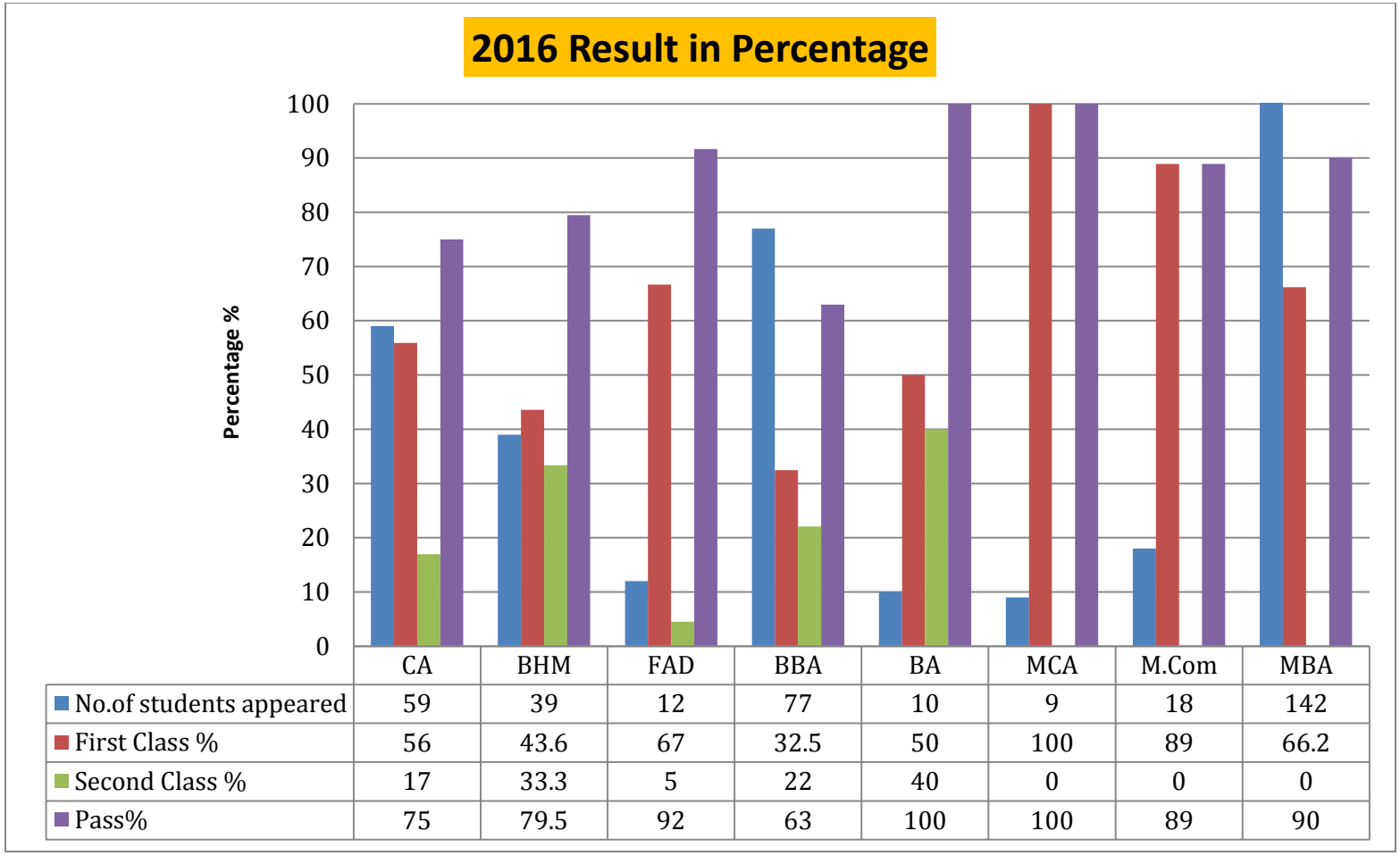

	CA	BHM	FAD	BBA	BA	MCA	M.Com	MBA
No.of students appeared	59	39	12	77	10	9	18	142
First Class %	56	43.6	67	32.5	50	100	89	66.2
Second Class %	17	33.3	5	22	40	0	0	0
Pass%	75	79.5	92	63	100	100	89	90

The Result percentage of the year 2016 was shown in above figure. Overall 366 final year students have been appeared in each department. Among that 63% of students secured first class and 14.66% of students got second class. And overall pass percentage was 86.06%.

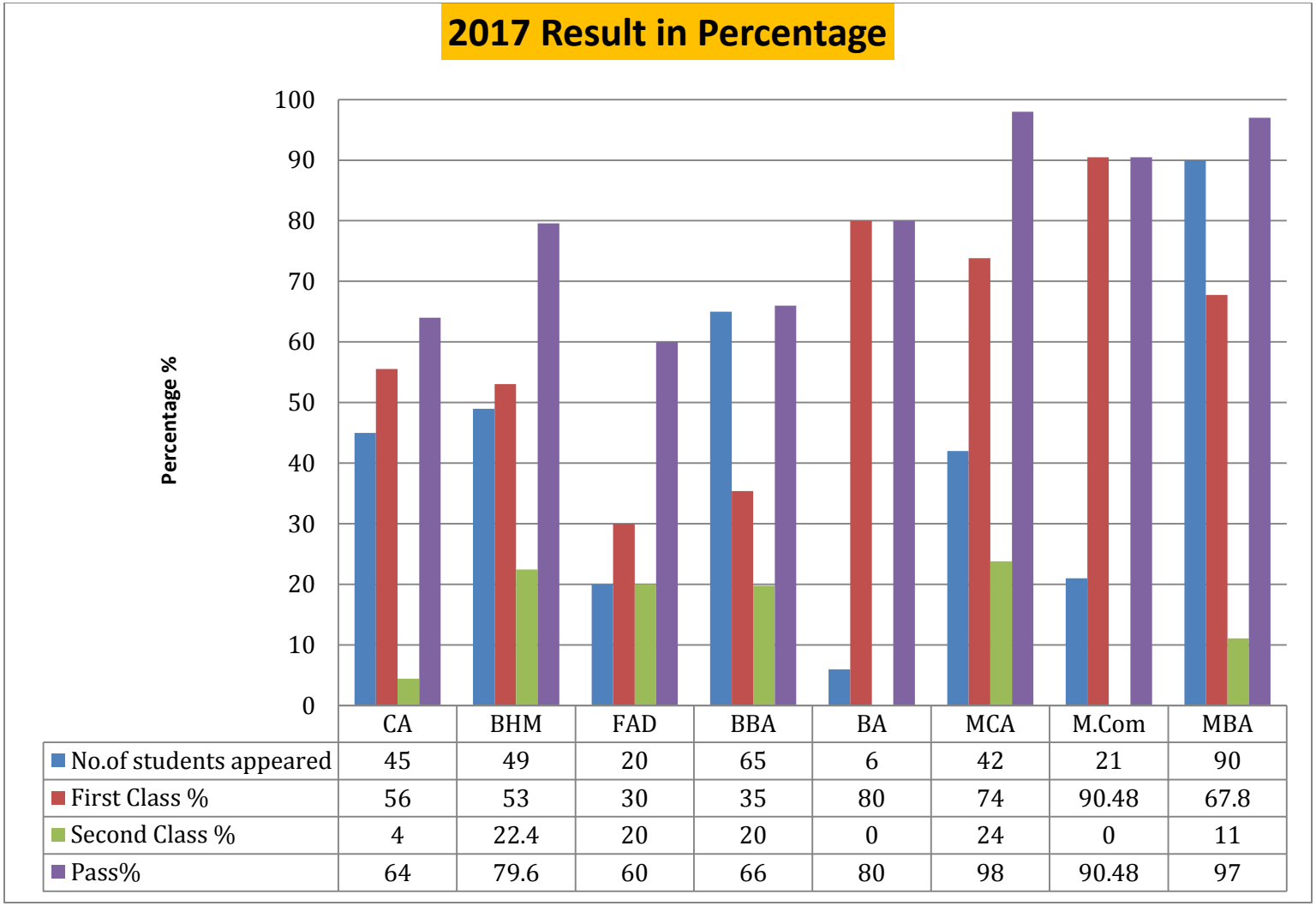

	CA	BHM	FAD	BBA	BA	MCA	M.Com	MBA
No.of students appeared	45	49	20	65	6	42	21	90
First Class %	56	53	30	35	80	74	90.48	67.8
Second Class %	4	22.4	20	20	0	24	0	11
Pass%	64	79.6	60	66	80	98	90.48	97

The Result percentage of the year 2017 was shown in above figure. Overall 338 final year students have been appeared in each department. Among that 60.85% of students secured first class and 12.67% of students got second class. And overall pass percentage was 79.35%.

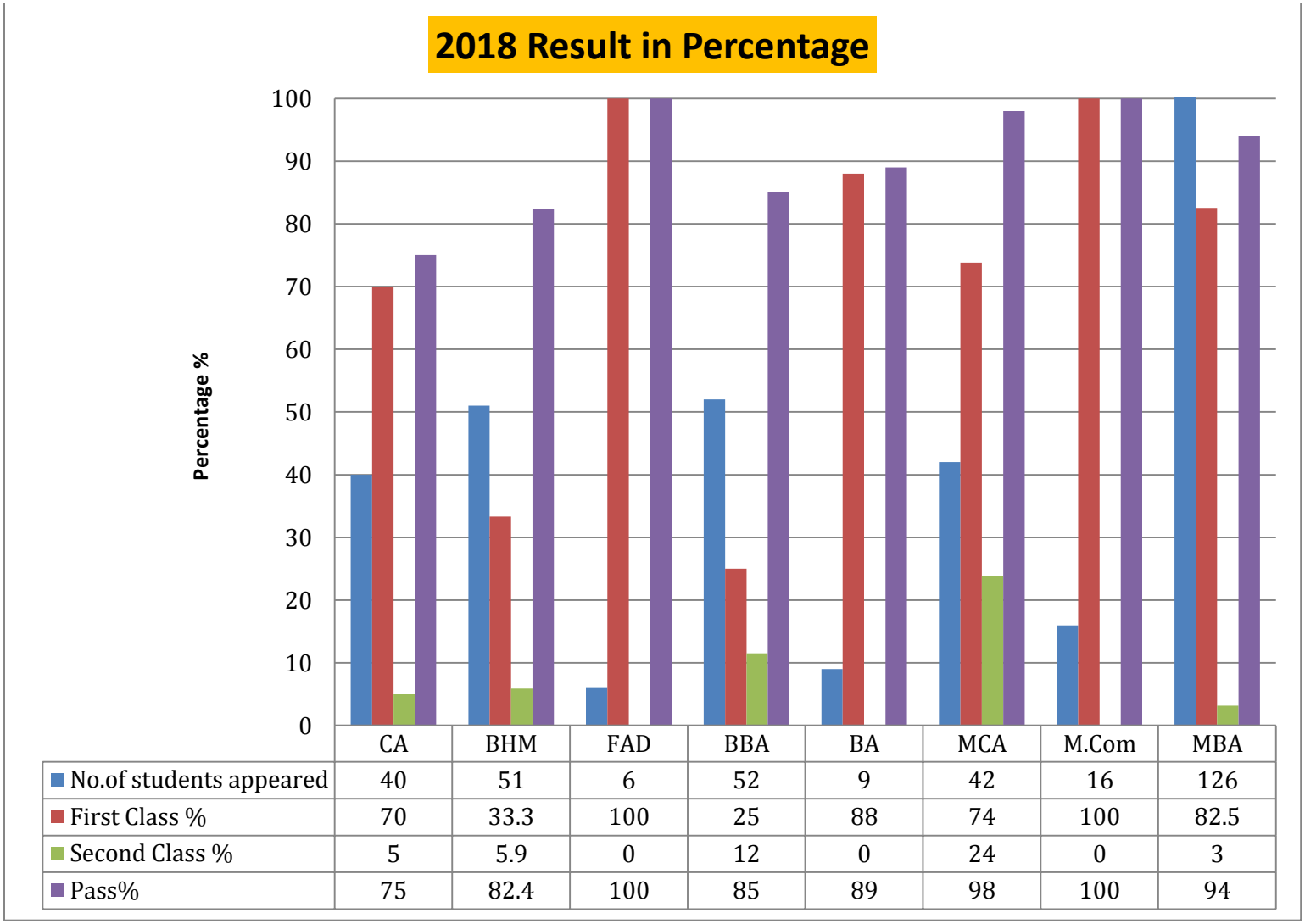

	CA	BHM	FAD	BBA	BA	MCA	M.Com	MBA
No.of students appeared	40	51	6	52	9	42	16	126
First Class %	70	33.3	100	25	88	74	100	82.5
Second Class %	5	5.9	0	12	0	24	0	3
Pass%	75	82.4	100	85	89	98	100	94

The Result percentage of the year 2018 was shown in above figure. Overall 342 final year students have been appeared in each department. Among that 71.6% of students secured first class and 3.5% of students got second class. And overall pass percentage was 90.43%.

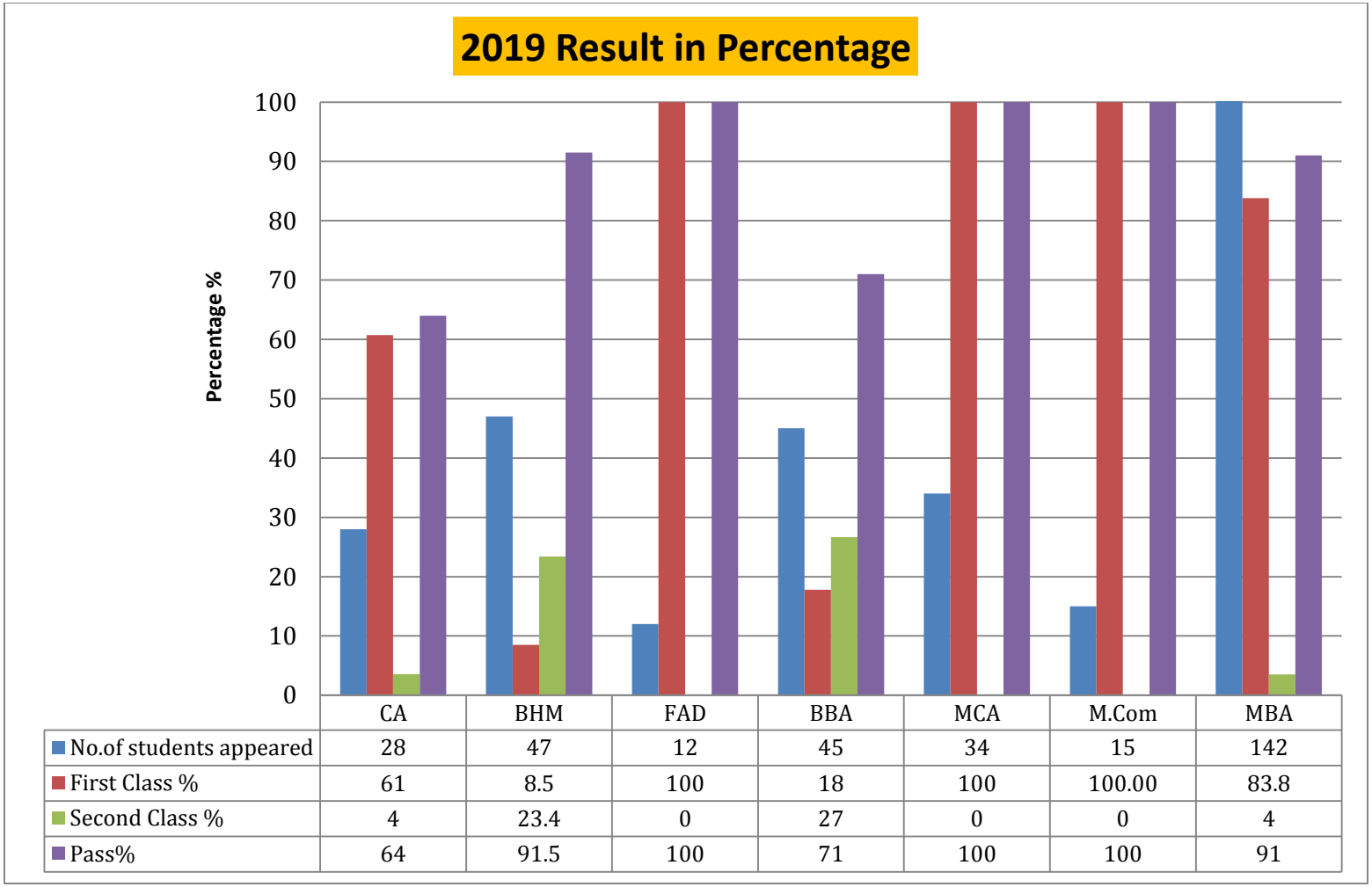

	CA	BHM	FAD	BBA	MCA	M.Com	MBA
No.of students appeared	28	47	12	45	34	15	142
First Class %	61	8.5	100	18	100	100.00	83.8
Second Class %	4	23.4	0	27	0	0	4
Pass%	64	91.5	100	71	100	100	91

The Result percentage of the year 2019 was shown in above figure. Overall 323 final year students have been appeared in each department. Among that 67.23% of students secured first class and 8.28% of students got second class. And overall pass percentage was 88.21%.

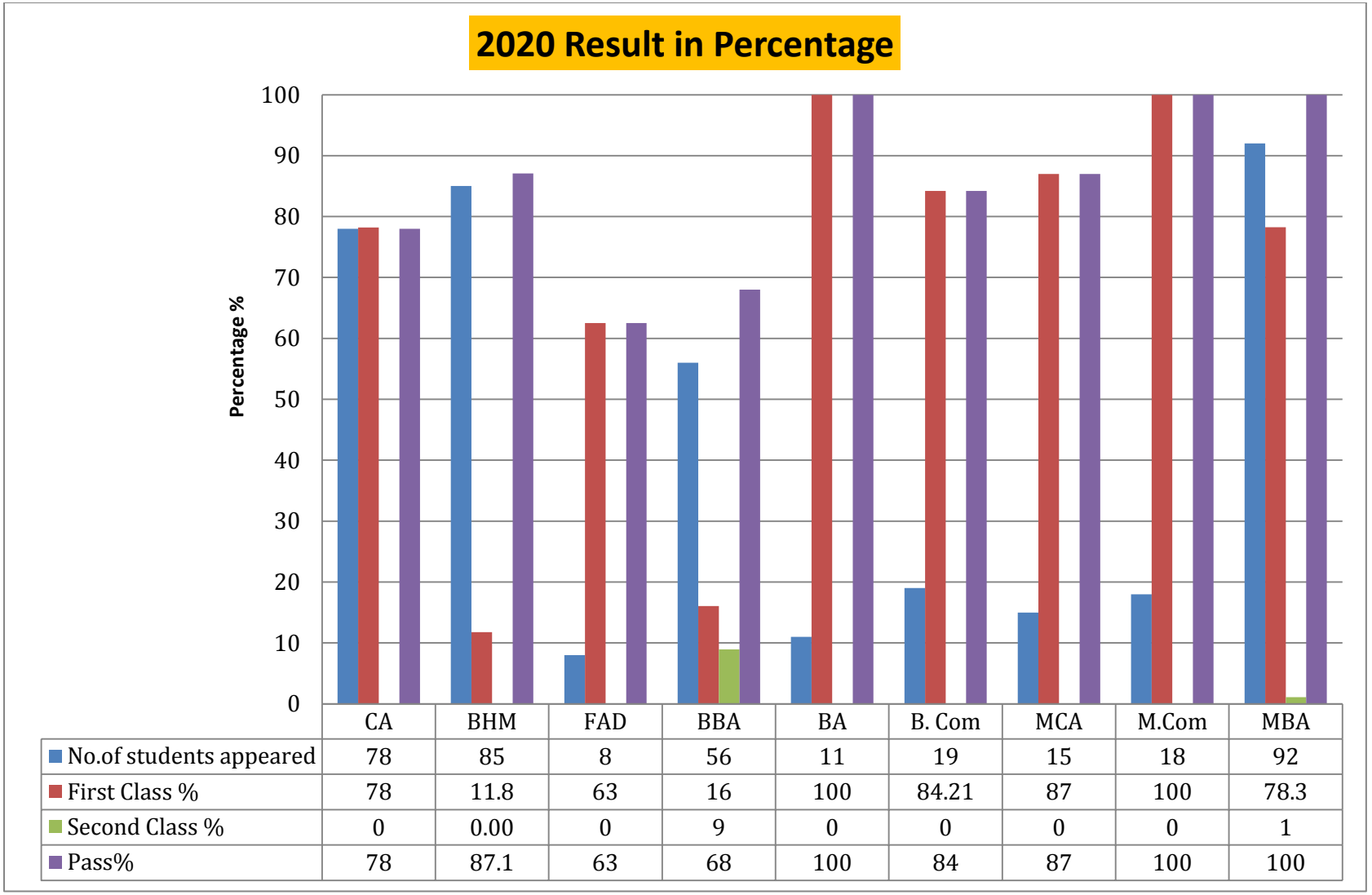

	CA	BHM	FAD	BBA	BA	B. Com	MCA	M.Com	MBA
No.of students appeared	78	85	8	56	11	19	15	18	92
First Class %	78	11.8	63	16	100	84.21	87	100	78.3
Second Class %	0	0.00	0	9	0	0	0	0	1
Pass%	78	87.1	63	68	100	84	87	100	100

The Result percentage of the year 2019 was shown in above figure. Overall 382 final year students have been appeared in each department. Among that 67.71% of students secured first class and 1.11% of students got second class. And overall pass percentage was 85.23%.